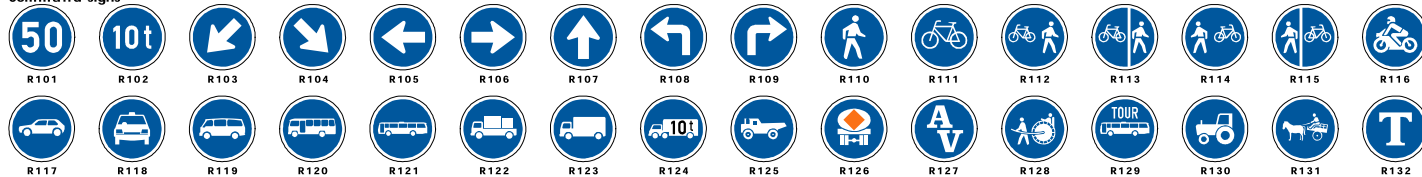


REGULATORY SIGNS

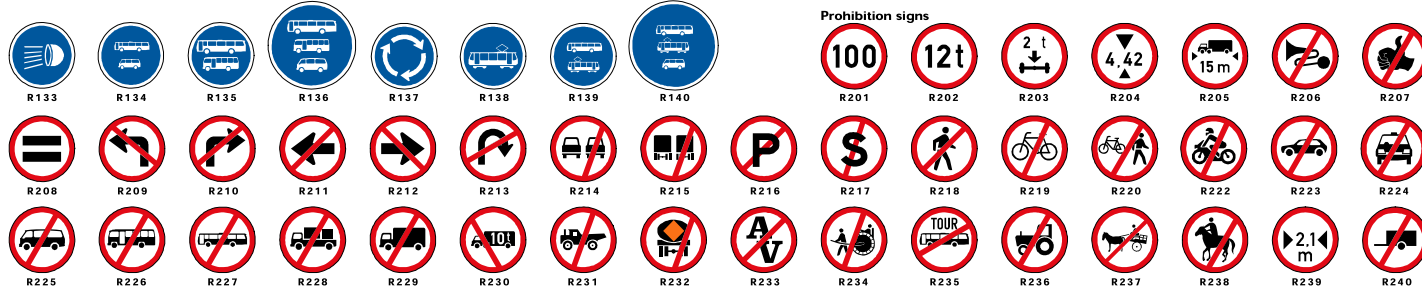
Control signs




Command signs



Prohibition signs



Reservation signs



Comprehensive signs



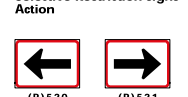
Selective Restriction signs - Time




Selective Restriction signs - Time



Selective Restriction signs - Action



Selective Restriction signs - Text Message



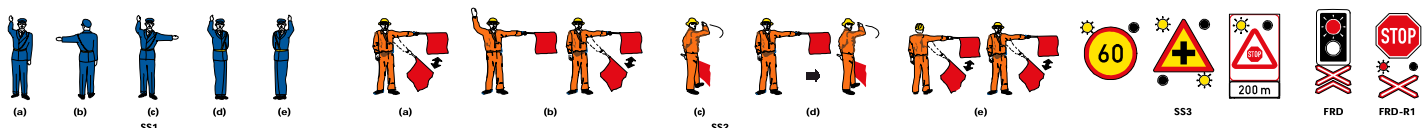
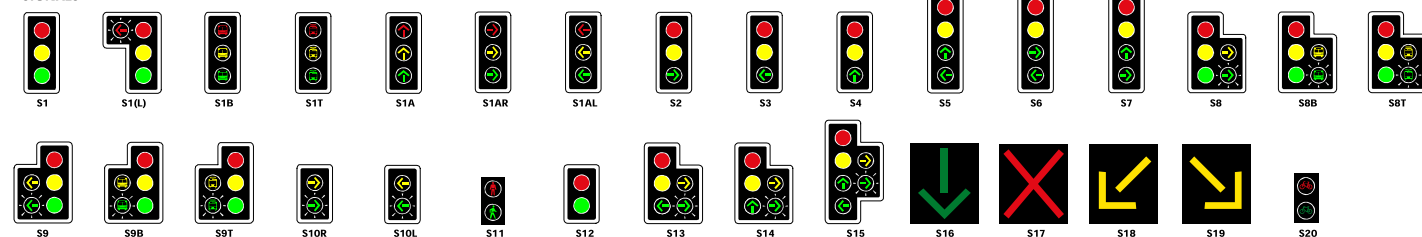
De-Restriction signs



De-Restriction signs - Typical examples



SIGNALS





WARNING SIGNS


Road layout signs



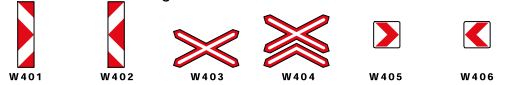
Direction of movement signs



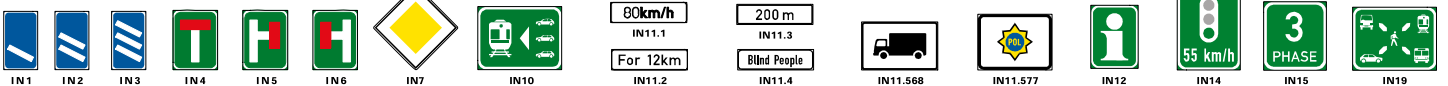
Symbolic signs



Hazard marker signs

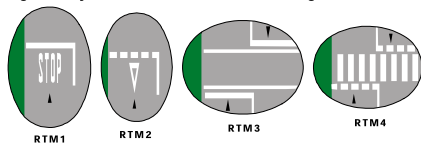


INFORMATION SIGNS

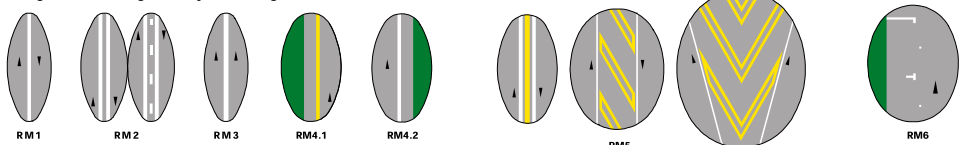


ROAD MARKINGS

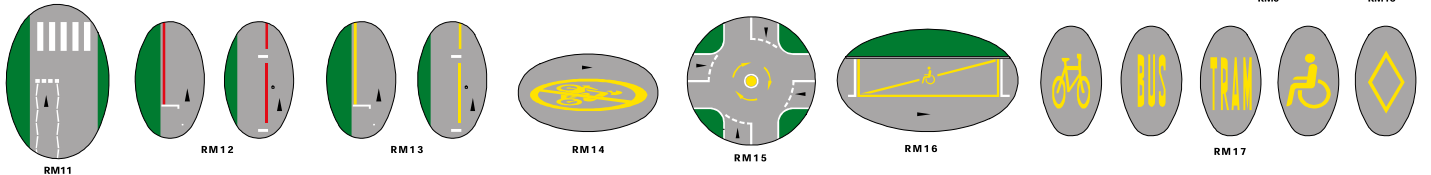

Regulatory - Transverse Road Markings



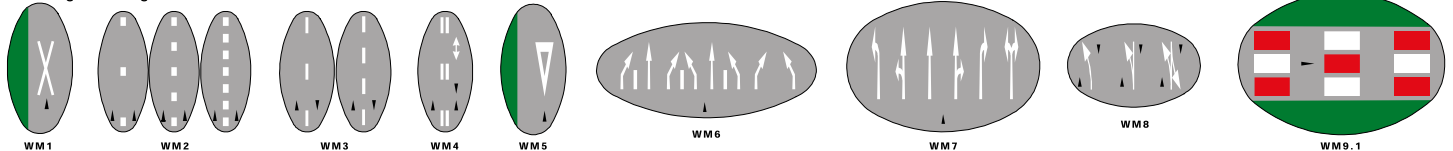
Longitudinal Regulatory Markings



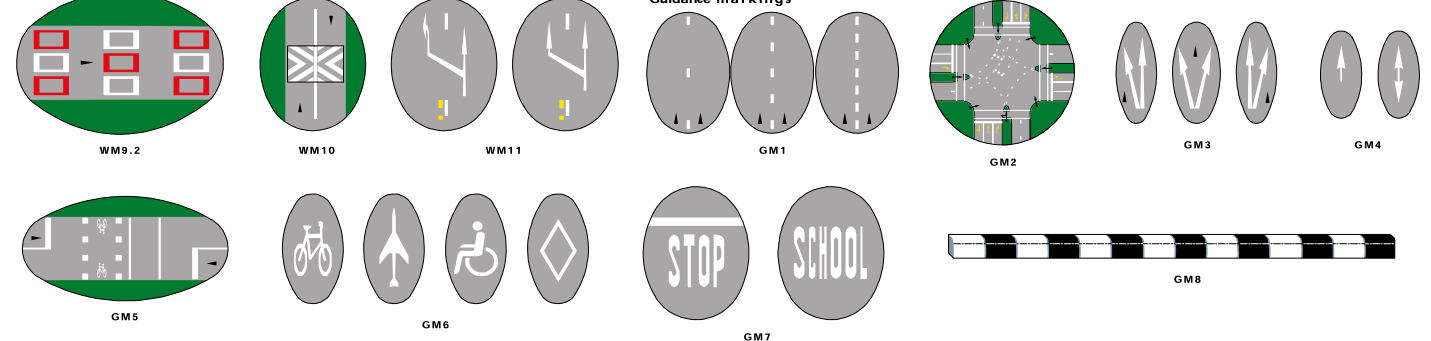
Exclusive parking bay symbols



Warning markings



Guidance markings





GUIDANCE SIGNS

Location signs



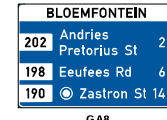
Direction Sign Symbols



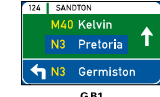
Direction Signs



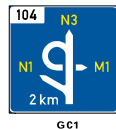
Freeway Direction Signs




Crossroad Freeway Direction Signs



Overhead Freeway Direction Signs



To I Direction Signs



Tourism Direction Signs

National Parks Attractions



Provincial/Regional/District Parks Attractions



Resorts Attractions



Scenic Attractions



Sports Attractions



Wildlife Attractions



Coastal Attractions



Cultural Attractions



Adventure Attractions



Farming Attractions



Historical Attractions



General Attractions



Emergency Services



General Services



Rest & Service Areas



Vehicle Class



Accommodation



Off Road Tourism Information



General Services



Emergency Services



General Services



Rest & Service Areas



Vehicle Class



Accommodation



Off Road Tourism Information



General Services



Emergency Services



General Services



Rest & Service Areas



Vehicle Class



Accommodation



Off Road Tourism Information



General Services



Emergency Services



General Services



Rest & Service Areas



Vehicle Class



Accommodation



Off Road Tourism Information



General Services



Emergency Services



General Services



Rest & Service Areas



Vehicle Class



Accommodation



Off Road Tourism Information



General Services



Emergency Services



General Services



Rest & Service Areas



Vehicle Class



Accommodation



Off Road Tourism Information



General Services



Emergency Services



General Services



Rest & Service Areas




Vehicle Class



Accommodation




Off Road Tourism Information



General Services




Emergency Services



General Services



Rest & Service Areas



Vehicle Class



Accommodation



Off Road Tourism Information



General Services



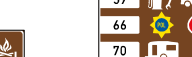
Emergency Services




General Services




Rest & Service Areas



Vehicle Class



Accommodation



Off Road Tourism Information



General Services




Emergency Services



General Services



Rest & Service Areas



Vehicle Class



Accommodation



Off Road Tourism Information



General Services



Emergency Services



General Services



Rest & Service Areas



Vehicle Class



Accommodation



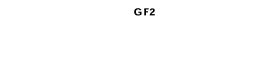
Off Road Tourism Information



General Services



Emergency Services



General Services



Rest & Service Areas



Vehicle Class



Accommodation



Off Road Tourism Information



General Services



Emergency Services



General Services



Rest & Service Areas



Vehicle Class



Accommodation



Off Road Tourism Information



General Services



Emergency Services



General Services



Rest & Service Areas



Vehicle Class



Accommodation



Off Road Tourism Information



General Services



Emergency Services



General Services



Rest & Service Areas



Vehicle Class



Accommodation



Off Road Tourism Information



General Services



Emergency Services





TEMPORARY REGULATORY SIGNS

Command signs




Prohibition signs



Reservation signs



Comprehensive signs



Selective Restriction signs - Symbol Message



De-Restriction signs - Typical examples



TEMPORARY WARNING SIGNS


Road layout signs



Direction of movement signs



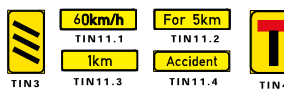
Symbolic signs



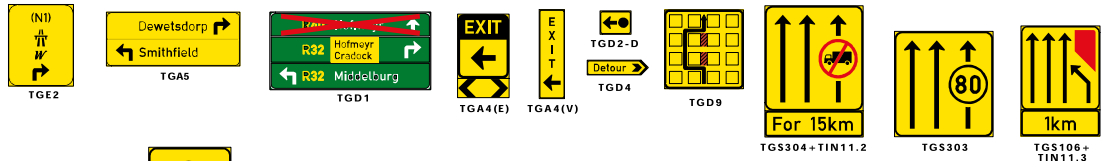
Hazard marker signs



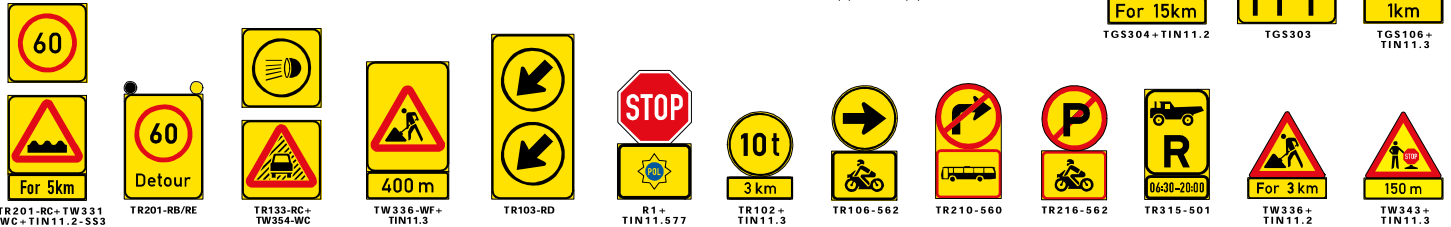
TEMPORARY INFORMATION SIGNS




TEMPORARY GUIDANCE SIGNS



TEMPORARY COMBINATION SIGNS



COMBINATION SIGNS





REGULATORY SIGNS

Control signs

- (R1) Stop sign
- (R1.1) Stop sign
- (R1.2) Stop/Yield
- (R1.3) 3-Way stop sign
- (R1.4) 4-Way stop sign
- (R1.5) Stop/Go sign
- (R2) Yield sign
- (R2.1) Yield to pedestrians sign
- (R2.2) Yield at mini-circle sign
- (R3) No entry sign
- (R4.1, R4.2 & R4.3) One-way roadway signs
- (R5) Pedestrian priority sign
- (R6) Yield to oncoming traffic sign

Command signs

- (R101) Minimum Speed sign
- (R102) Vehicles exceeding mass only sign
- (R103) Keep left sign
- (R104) Keep right sign
- (R105) Proceed left only sign
- (R106) Proceed right only sign
- (R107) Proceed straight only sign
- (R108) Turn left sign
- (R109) Turn right sign
- (R110) Pedestrians only sign
- (R111) Pedal cycles only sign
- (R112, R113, R114 & R115) Pedal cycles & pedestrians only sign
- (R116) Motor cycles only sign
- (R117) Motor cars only sign
- (R118) Taxis only sign
- (R119) Minibuses only sign
- (R120) Midibus only sign
- (R121) Buses only sign
- (R122) Delivery vehicles only sign
- (R123) Goods vehicles only sign
- (R124) Goods vehicles over indicated GVM only sign
- (R125) Construction vehicles only sign

- (R126) Vehicles conveying dangerous goods only sign
- (R127) Abnormal vehicles only sign
- (R128) Rickshaws only sign
- (R129) Tour buses only sign
- (R130) Agricultural vehicles only sign
- (R131) Animal-drawn vehicles only sign
- (R132) Pay toll sign
- (R133) Switch head lamps on sign
- (R134) Buses & minibuses only sign
- (R135) Buses & midibuses only sign
- (R136) Buses, midibuses & minibuses only sign
- (R137) Roundabout sign
- (R138) Trams only sign
- (R139) Buses & trams only sign
- (R140) Buses, trams & minibuses only sign

Prohibition signs

- (R201) Speed limit sign
- (R202) Mass limit sign
- (R203) Axle massload limit sign
- (R204) Height limit sign
- (R205) Length limit sign
- (R206) Excessive noise prohibited sign
- (R207) Hitch-hiking prohibited sign
- (R208) Unauthorized vehicles prohibited sign
- (R209) Left turn ahead prohibited sign
- (R210) Right turn ahead prohibited sign
- (R211) Left turn prohibited sign
- (R212) Right turn prohibited sign
- (R213) U-turn prohibited sign
- (R214) Overtaking prohibited sign
- (R215) Overtaking by goods vehicle prohibited sign
- (R216) Parking prohibited sign
- (R217) Stopping prohibited sign
- (R218) Pedestrian prohibited sign
- (R219) Pedal cycle prohibited sign
- (R220) Pedal cycle & pedestrian prohibited sign
- (R222) Motor cycle prohibited sign

- (R223) 25(Motor car prohibited sign
- (R224) Taxi prohibited sign
- (R225) Minibus prohibited sign
- (R226) Midibus prohibited sign
- (R227) Bus prohibited sign
- (R228) Delivery vehicle prohibited sign
- (R229) Goods vehicle prohibited sign
- (R230) Goods vehicle over indicated GVM prohibited sign
- (R231) Construction vehicle prohibited sign
- (R232) Vehicle conveying dangerous goods prohibited sign
- (R233) Abnormal vehicle prohibited sign
- (R234) Rickshaw prohibited sign
- (R235) Tour bus prohibited sign
- (R236) Agricultural vehicle prohibited sign
- (R237) Animal-drawn vehicle prohibited sign
- (R238) Horses & riders prohibited sign
- (R239) Width limit sign
- (R240) Towed vehicles prohibited sign
- (R241) Hawkers prohibited sign

Reservation & Parking Reservation signs

- (R301) Bus reservation sign
- (R301-P) Bus parking reservation sign
- (R302) Bus lane reservation sign
- (R303) Bus lane reservation begins sign
- (R304) Pedal cycle lane reservation sign
- (R304-P) Pedal cycle parking reservation sign
- (R305-P) Parking reservation sign
- (R306-P) Limited parking reservation sign
- (R307) Motor cycle reservation sign
- (R307-P) Motor cycle parking reservation sign
- (R308) Motor car reservation sign
- (R308-P) Motor car parking reservation sign
- (R309) Taxi reservation sign
- (R309-P) Taxi parking reservation sign
- (R310) Minibus reservation sign
- (R310-P) Minibus parking reservation sign

- (R311) Midibus reservation sign
- (R311-P) Midibus parking reservation sign
- (R312) Delivery vehicle reservation sign
- (R312-P) Delivery vehicle parking reservation sign
- (R313) Goods vehicle reservation sign
- (R313-P) Goods vehicle parking reservation sign
- (R314) Goods vehicle over indicated GVM reservation sign
- (R314-P) Goods vehicle over indicated GVM parking reservation sign
- (R315) Construction vehicle reservation sign
- (R315-P) Construction vehicle parking reservation sign
- (R316) Vehicle conveying dangerous goods reservation sign
- (R316-P) Vehicle conveying dangerous goods parking reservation sign
- (R317) Abnormal vehicle reservation sign
- (R317-P) Abnormal vehicle parking reservation sign
- (R318) Rickshaw reservation sign
- (R318-P) Rickshaw parking reservation sign
- (R319) Tour bus reservation sign
- (R319-P) Tour bus parking reservation sign
- (R320) High occupancy vehicle reservation sign
- (R320-P) High occupancy vehicle parking reservation sign
- (R321) Emergency vehicle reservation sign
- (R321-P) Emergency vehicle parking reservation sign
- (R322) Police vehicle reservation sign
- (R322-P) Police vehicle parking reservation sign
- (R323) Disabled persons vehicle reservation sign



REGULATORY SIGNS – Continue

Reservation & Parking Reservation signs

- (R323-P) Disabled persons vehicle parking reservation sign
- (R324) Authorized vehicle reservation sign
- (R324-P) Authorized vehicle parking reservation sign
- (R325) Bus stop reservation sign
- (R326) Minibus stop reservation sign
- (R327) Bus & minibus reservation sign
- (R327-P) Bus & minibus parking reservation sign
- (R328) Bus & minibus lane reservation sign
- (R329) Bus & minibus lane reservation begins sign
- (R330) Bus & midibus reservation sign
- (R330-P) Bus & midibus parking reservation sign
- (R331) Bus & midibus lane reservation sign
- (R332) Bus & midibus lane reservation begins sign
- (R333) Bus, midibus & minibus reservation sign
- (R333-P) Bus, midibus & minibus parking reservation sign
- (R334) Bus, midibus & minibus lane reservation sign
- (R335) Bus, midibus & minibus lane reservation begins sign
- (R336) High occupancy vehicle lane reservation sign
- (R337) High occupancy vehicle lane reservation begins sign
- (R338) Tram reservation sign
- (R339) Tram lane reservation sign
- (R340) Tram lane reservation begins sign
- (R341) Tram stop reservation sign
- (R342) Bus & tram reservation sign
- (R343) Bus & tram lane reservation sign
- (R344) Bus & tram lane reservation begins sign
- (R345) Bus, minibus & tram reservation sign

Comprehensive signs

- (R401) Dual-carriageway freeway begins sign
- (R402) Single-carriageway freeway begins sign
- (R403) Woonerf sign

Exclusive secondary message signs

- ((R)501) One period time limit sign
- ((R)502) Two periods time limit sign
- ((R)503) Two periods or days time limit sign
- ((R)504) Three periods or days time limit sign

- ((R)505) Maximum stay during two periods or days time limit sign
- ((R)506) Maximum stay during one period time limit sign
- ((R)511) Day condition sign
- ((R)512) Night condition sign
- ((R)520) Reserved movement left by vehicle class sign
- ((R)521) Reserved movement right by vehicle class sign
- ((R)522) Reserved movement to left & right by vehicle class sign
- ((R)523) Pay & display sign
- ((R)530) Operator identity (logo) sign
- ((R)531) Operator identity (words) sign
- ((R)532) Mass limit sign (text)
- ((R)533) Motor cycle engine size limit sign (text)
- ((R)534) "and Local Access Only" limit sign (text)
- ((R)535) Distance "For" limit sign (text)
- ((R)540) Maximum number of vehicles sign
- ((R)560) Buses sign
- ((R)561) Pedal cycles sign
- ((R)562) Motor cycles sign
- ((R)563) Motor cars sign
- ((R)564) Taxi sign
- ((R)565) Minibus sign
- ((R)566) Midibus sign
- ((R)567) Delivery vehicle sign
- ((R)568) Goods vehicle sign
- ((R)569) Goods vehicle over indicated GVM sign
- ((R)570) Construction vehicle sign
- ((R)571) Vehicle conveying dangerous goods sign
- ((R)572) Abnormal vehicle sign
- ((R)573) Rickshaw sign
- ((R)574) Tour bus sign
- ((R)575) High occupancy vehicle sign
- ((R)576) Emergency vehicle sign
- ((R)577) Police vehicle sign
- ((R)578) Disabled persons vehicle sign
- ((R)579) Authorized vehicle sign
- ((R)580) Agricultural vehicle sign
- ((R)581) Animal-drawn vehicle sign
- ((R)582) Towed vehicle sign
- ((R)583) Tram vehicle sign

De-restriction signs

(TRAFFIC SIGNALS)

Standard traffic signal faces (S1-S15)

Steady red disc

Stop vehicle behind line until green signal is displayed, then proceed with caution

Flashing red disc signal

Act as for 4-way stop & yield right of way to pedestrians

Steady red bus signal

Stop bus behind line until green bus signal is displayed, then proceed with caution

Steady red tram signal

Stop tram behind line until green tram signal is displayed, then proceed with caution

Steady red arrow signal

Stop vehicle behind line, turn left only if it is safe to do so & yield to traffic & pedestrians for whom a green signal is displayed

Flashing left red arrow signal

Stop vehicle behind line, if it is intended to turn left at the junction he/she may do so even though red disc signal is displayed, & shall yield right of way to all vehicles & pedestrians for whom a green light signal is displayed

Steady yellow disc signal

Prepare to stop vehicle behind line & remain stationary until a green signal is displayed

Flashing yellow disc signal

Proceed with caution & yield right of way to pedestrians

Steady yellow bus signal

Prepare to stop bus behind line & remain stationary until a green signal is displayed

Steady yellow tram signal

Prepare to stop tram behind line & remain stationary until a green signal is displayed

Steady yellow arrow signal

Prepare to stop vehicle behind line, if it is intended to turn in the direction of the arrow, & remain stationary until a green signal is displayed



De-restriction signs - Continue

(TRAFFIC SIGNALS)

Standard traffic signal faces (S1-S15)

Steady green disc signal

Proceed through junction in any direction, subject to restricting road signs & yield right of way to other traffic & pedestrians who are lawfully within junction

Steady green bus signal

Proceed through junction in any direction, subject to restricting road signs & yield right of way to other traffic & pedestrians who are lawfully within junction

Steady green tram signal

Proceed through junction in any direction, subject to restricting road signs & yield right of way to other traffic & pedestrians who are lawfully within junction

Flashing green bus signal

Bus may proceed and that his/her movements are

Unopposed by other traffic

Flashing green tram signal

Tram may proceed and that his/her movements are unopposed by other traffic

Steady green arrow signal

Proceed only in direction of arrow, subject to restricting road signs & yield right of way to other traffic & pedestrians who are lawfully within junction

Flashing green arrow signal

Proceed in direction of arrow which is displayed together with a steady red disc signal for traffic travelling in the opposite direction

Steady "red man" signal

Indicates to pedestrians to remain stationary on the sidewalk until a "green man" signal is displayed

Flashing "red man" signal indicates to pedestrians

1 who have not yet started to cross road to remain stationary

2 who are within a pedestrian crossing that a steady "red man" signal will follow soon

Steady "green man" signal

Indicates to pedestrians that they may cross junction within markings. Drivers of vehicles must yield right of way to such pedestrians

Steady red pedal cycle signal

Indicates to a pedal cyclist that he/she shall not cross roadway until steady green pedal cycle light signal is displayed

Flashing red pedal cycle signal

Indicates to a pedal cyclist who has not yet started crossing roadway that he/she shall not cross roadway until steady green pedal cycle light signal is displayed

Steady green pedal cycle signal

Indicates to a pedal cyclist that he/she may cross junction within the pedal cyclist crossing, & that vehicles shall yield right of way to a pedal cyclist crossing such junction

Red flashing signal

FRD Drivers must stop before signal & not proceed until it is safe to do so

Railway crossing red flashing signal

Indicates the approach of a train & the driver of a vehicle shall stop his/her vehicle & shall not proceed until the signals cease to flash, & it is safe to do so.

Overhead lane direction control arrows

Steady green arrow

(S16) Vehicles may be driven in a lane over which a green arrow is displayed

Steady red cross

(S17) Vehicles shall not be driven in a lane over which a red cross is displayed

Yellow arrow left & right

S18 & S19 Indicates to the driver of a vehicle that the lane ahead is closed & that he/she shall leave the lane in the direction of the arrow when it is safe to do so

Hand signals - Traffic officers

SS1

(a) Stop traffic approaching from the front

(b) Stop traffic approaching from the rear

(c) Stop traffic approaching from the front & the rear

(d)&(e) Indicates to traffic to proceed from the front, left & rear

Flag signals - road construction

SS2

(a) Flag signal to warning traffic

(b) Flag signal to stop

(c) Flag signal to proceed

(d) Flag signal to slow down

(e) Warning of slow moving vehicles

WARNING SIGNS

Road layout signs

(W101) Crossroad sign

(W102) Priority crossroad sign

(W103) Secondary crossroad sign

(W104, W105 & W106) T- & skew T-junction sign

(W107 & W108) Side road junction sign

(W109 & W110) Staggered junction sign

(W111, W112, W113 & W114) Sharp junction sign



WARNING SIGNS - Continue

Road layout signs

- (W115) Y-junction sign
- (W116 & W117) End of dual roadway sign
- (W118 & W119) Beginning of dual roadway sign

Direction of movement signs

- (W201) Traffic circle sign
- (W202 & W203) Gentle curve sign
- (W204 & W205) Sharp curve sign
- (W206 & W207) Hairpin bend sign
- (W208 & W209) Winding road sign
- (W210 & W211) Combined curves sign
- (W212) Two-way traffic sign
- (W213) Two-way traffic crossroad sign
- (W214 & W215) Lane ends sign
- (W216, W217 & W218) Concealed driveway sign

Symbolic signs

- (W301) Traffic signal ahead sign
- (W302) Traffic control "STOP" ahead sign
- (W303) Traffic control "YIELD" ahead sign
- (W306) Pedestrian crossing sign
- (W307) Pedestrians sign
- (W308) Children sign
- (W309) Cyclists sign
- (W310, W311 & W312) Farm animals sign
- (W313) Wild animals ahead sign
- (W314) Gate sign
- (W315, W316 & W317) Motor gate sign
- (W318) Railway crossing sign
- (W319) Tunnel sign
- (W320) Height restriction sign
- (W321) Length restricted sign
- (W322 & W323) Steep descent & ascent sign
- (W324) Slow moving heavy vehicles sign
- (W325) Gravel road begins sign
- (W326) Narrow bridge sign
- (W327) One vehicle width structure sign

- (W328) Road narrows from both sides sign
- (W329 & W330) Road narrows from one side only sign
- (W331) Uneven roadway sign
- (W332) Speed humps sign
- (W333) Slippery road sign
- (W334 & W335) Falling rocks sign
- (W339) General warning sign
- (W346) Emergency flashing light sign
- (W348) Jetty edge or river-bank sign
- (W349) Crosswinds sign
- (W350) Drift sign
- (W351) Low flying aircraft sign
- (W352) Agricultural vehicle sign
- (W354) Reduced visibility sign
- (W355) Congestion sign
- (W356) Horses & riders sign
- (W357) Elephant sign
- (W358) Warthog sign
- (W359) Hippo sign
- (W360) Width restricted sign
- (W361) Electrical shock sign
- (W362) Tram sign
- (W363) Gravel road ends sign

Hazard marker signs

- (W401 & W402) Danger plate sign
- (W403 & W404) Railway crossing sign
- (W405, W406, W407 & W408) Sharp curve chevron sign
- (W409) T-junction chevron sign
- (W410) Dead end or road closed chevron sign
- (W411) Boom barricade sign
- (W413) Gore plate sign
- (W414) Gore chevron sign
- (W415) Overhead danger plate sign

INFORMATION SIGNS

- (IN1, IN2 & IN3) Countdown sign
- (IN4, IN5 & IN6) Cul-de-sac sign
- (IN7) Right of way sign

- (IN10) Park & ride sign
- (IN11.1 to IN11.5*) Supplementary plate sign
- (IN12) Information centre sign
- (IN14) Co-ordinated traffic signals sign
- (IN15) Multi-phase traffic signals sign
- (IN19) Modal transfer sign

ROAD MARKINGS

- Transverse regulatory markings
- (RTM1) Stop line marking
- (RTM2) Yield line marking
- (RTM3) Pedestrian crossing lines marking
- (RTM4) Block pedestrian crossing marking

Longitudinal regulatory markings

- (RM1) No overtaking marking
- (RM2) No crossing marking
- (RM3) Channelizing line marking
- (RM4.1) Left edge line marking
- (RM4.2) Right edge line marking
- (RM5) Painted island marking
- (RM6) Parking bay marking
- (RM7) Exclusive parking bay marking
- (RM8) Mandatory direction arrow marking
- (RM9) Exclusive lane line marking
- (RM10) Box junction marking
- (RM11) Zig-zag zone marking
- (RM12) No stopping line marking
- (RM13) No parking line marking
- (RM14) No motor cycles marking
- (RM15) Mini-circle marking
- (RM16) Disabled persons parking marking
- (RM17) Exclusive use lane symbol marking

Warning markings

- (WM1) Railway crossing marking
- (WM2) Continuity line marking
- (WM3) Dividing line marking
- (WM4) Reversible lane line marking

- (WM5) Yield sign ahead marking
- (WM6) Lane reduction arrow marking
- (WM7) Mandatory direction arrow ahead marking
- (WM8) No overtaking or no crossing line ahead marking
- (WM9.1) Arrestor bed ahead marking
- (WM9.2) Escape road ahead marking
- (WM10) Speed hump marking
- (WM11) End of exclusive use lane arrows marking

Guidance markings

- (GM1) Lane line marking
- (GM2) Guide line marking
- (GM3) Furcation arrow marking
- (GM4) Information arrow marking
- (GM5) Bicycle crossing guidelines marking
- (GM6) Symbol road marking
- (GM7) Word marking
- (GM8) Kerbing marking

GUIDANCE SIGNS

Location signs

Symbols

- (GLS-1) River name
- (GLS-2) Toll route name
- (GLS-3) End of toll route
- (GLS-4) Dual carriageway freeway name (Class A-1)
- (GLS-5) Single carriageway freeway name (Class A-2)
- (GLS-6) Interchange name
- (GLS-7) Conservancy area

Signs

- (GL1) Street name
- (GL2) Suburb name
- (GL3) Town or city name
- (GL4) River name
- (GL5) National or provincial border



GUIDANCE SIGNS – Continue

Signs

- (GL6) Geographical location
- (GL7) Route name
- (GL8) Interchange name

Route marker signs

Signs

- (GE2) Advance trailblazer
- (GE9) Advance transport trailblazer
- (GE18.3) Tourism route marker
- (GE19.3) SADC route marker sign

Direction signs

Symbols

- (GDS-1) Railway station
- (GDS-2) Bus terminus
- (GDS-3) Airport
- (GDS-4) Freeway (Class A-1)
- (GDS-5) Freeway (Class A-2)
- (GDS-6) Power station
- (GDS-7) Industrial area
- (GDS-8) City centre/central business district
- (GDS-9) Toll route
- (GDS-10) Alternative route
- (GDS-11) Heliport
- (GDS-12) Mine
- (GDS-13) Harbour
- (GDS-14) Shopping centre
- (GDS-15) Library
- (GDS-16) Bicycle route
- (GDS-17) Park 'n ride (train)
- (GDS-18) Park 'n ride (bus)
- (GDS-19) Pick-up point
- (GDS-20) Parking
- (GDS-21) Minibus rank
- (GDS-22) Toll plaza ahead
- (GDS-23) Border/customs post

Signs

- (GD1/GD2) Stack-type composite direction
- (GD2) Stack-type direction
- (GD4) Fingerboard
- (GD9) Map-type advance direction
- (GD10) Overhead advance direction
- (GD12) Overhead advance direction
- (GA2) Advance exit direction
- (GA3) Exit direction
- (GA4) Gore exit direction
- (GA4(E)) Gore exit direction
- (GA8) Exit sequence
- (GB1) Cross-road advance direction
- (GB2) Near-side on-ramp direction
- (GB3) Far-side on-ramp advance direction
- (GB4) Far-side on-ramp direction
- (GC1) Overhead pre-advance exit direction
- (GC3U) Overhead supplementary exit/through direction
- (GB3(+IN25)) Far-side advance direction toll tariff combination
- (GA7A) Confirmation alternative route (Class A1)

Tourism sign

Symbols

- (GFS A1) Generic - National park
- (GFS A1-1) National parks
- (GFS A2) Generic - Provincial parks
- (GFS A2-1) Provincial parks Gauteng
- (GFS A2-2) Provincial parks Free State
- (GFS A2-3) Provincial parks Western Cape
- (GFS A2-4) Provincial parks Kwazulu-Natal
- (GFS A3) Generic - Resorts
- (GFS A3-1) Country clubs (Golf)
- (GFS A3-2) Hot springs
- (GFS A3-3) Inland water
- (GFS A3-4) Seaside/beach
- (GFS A3-5) Berg/mountain
- (GFS A4) Generic – Scenic

- (GFS A4-1) Nature reserve
- (GFS A4-2) National Heritage site
- (GFS A4-3) Botanical gardens
- (GFS A4-4) Gardens (Flowers)
- (GFS A4-5) Waterfall
- (GFS A4-6) Lake or dam (No watersport)
- (GFS A4-7) Caves
- (GFS A4-8) View point
- (GFS A4-9) Forest (Natural)
- (GFS A4-10) State forest
- (GFS A4-11) Mountain/berg
- (GFS A5-1) Motor racing track
- (GFS A5-2) Golf course
- (GFS A5-3) Horse racecourse
- (GFS A5-4) Equestrian events
- (GFS A5-5) Fishing
- (GFS A5-6) Cricket field
- (GFS A5-7) Swimming pool
- (GFS A5-8) Sports stadium
- (GFS A6) Generic - Wildlife
- (GFS A6-1) Conservancy area
- (GFS A6-2) Game reserve
- (GFS A6-3) Bird park/sanctuary
- (GFS A6-4) Zoo
- (GFS A6-5) Snake park
- (GFS A6-6) Crocodile park
- (GFS A6-7) Rhino park
- (GFS A6-8) Lion park
- (GFS A7) Generic - Historical
- (GFS A7-1) National monument
- (GFS A7-2) Museum
- (GFS A7-3) Historic mine
- (GFS A7-4) Historic railway station
- (GFS A7-5) Historic battlefield
- (GFS A7-6) Historic cemetery
- (GFS A7-7) Geological site
- (GFS A8) Generic - Coastal
- (GFS A8-1) Marine reserve
- (GFS A8-2) Maritime museum
- (GFS A8-3) Aquarium

- (GFS A8-4) Whales
- (GFS A8-5) Dolphins
- (GFS A8-6) Lighthouse
- (GFS A8-7) Dockyard
- (GFS A8-8) Boat launch
- (GFS A8-9) Fishing
- (GFS A8-10) Crayfish
- (GFS A8-11) Oceanarium
- (GFS A8-12) Beach
- (GFS A9) Generic - Arts & craft
- (GFS A9-1) Painting & drawing
- (GFS A9-2) Pottery
- (GFS A9-3) Jewellery
- (GFS A9-4) Weaving & knitting
- (GFS A9-5) Leatherwork
- (GFS A9-6) African arts & crafts
- (GFS A9-7) Woodwork
- (GFS A9-8) Metalwork
- (GFS A10) Generic - Cultural
- (GFS A10-1) Theatre
- (GFS A10-2) Amphitheatre
- (GFS A11-1) Hiking trail
- (GFS A11-2) Horse trail
- (GFS A11-3) 4x4 trail
- (GFS A11-4) Bike trail
- (GFS A11-5) River rafting
- (GFS A11-6) Scuba diving
- (GFS A11-7) Ballooning
- (GFS A12) Generic - Farming
- (GFS A12-1) Wine cellar
- (GFS A12-2) Wine route/estate
- (GFS A12-3) Showground
- (GFS A12-4) Cherry farm
- (GFS A12-5) Ostrich farm & riding
- (GFS A12-6) Ostrich farm
- (GFS A12-7) Fish farm
- (GFS A12-8) Roadside stall
- (GFS A12-9) Butterfly
- (GFS A13-1) Animal theme park
- (GFS B1-1) Telephone



Tourism sign - Continue

Symbols

(GFS B1-2) Police
(GFS B1-3) Hospital (with name)
(GFS B1-4) First aid post
(GFS B1-5) SOS call station (sign)
(GFS B1-6) SOS call station (post)
(GFS B1-7) NSRI
(GFS B1-8) Ambulance/medical services
(GFS B1-9) Fire station/services
(GFS B1-10) Cell phone emergency number
(GFS B2-1) Filling station & workshop
(GFS D1-20) Filling station
(GFS D1-21) Picnic area
(GFS D1-22) Tourist information
(GFS D1-23) Motor car wash
(GFS D1-24) Truck wash
(GFS D1-25) Drinking water
(GFS D1-26) Fireplace
(GFS D1-27) Cooking facilities
(GFS D1-28) Shower
(GF1) Freeway advance exit
(GF2) Advance turn
(GF3) Final turn
(GF8) Service exit sequence
(GF9) Rest & service sequence
(GF12) Advance roadside emergency service
(GF17) Part-time attraction
(GDLS A1-1) Central business centre
(GDLS A1-5) Shopping centre
(GDLS A1-6) Railway station
(GDLS A1-7) Airport
(GDLS A1-8) Bus station
(GDLS A1-9) Minibus rank
(GDLS A1-10) Harbour
(GDLS A1-11) Parking
(GDLS A1-12) Parking garage
(GDLS A1-14) Mine
(GDLS A2-1) Information centre/layby
(GDLS A2-2) Post office

(GDLS A2-4) Industrial area
(GDLS A2-6) Waste disposal site
(GDLS A2-7) Produce market
(GDLS A2-9) Conference facilities
(GDLS A2-11) Power station
(GDLS A2-12) School
(GDLS A2-13) Library
(GDLS A2-14) Swimming pool
(GDLS A2-15) Border/customs post
(GDLS A4-3) Fire station
(GDLS A4-5) Heliport
(GDL1) Advance local direction
(GDL2) Local direction
(GDL3) Local fingerboard
(GSS-1) Arrestor bed
(GSS-2) Change to lower gear
(GS103) Traffic movement affected by obstruction
(GS205) Additional lane
(GS302) Lane use control by regulatory sign
(GS403) Lanes merge
(GS501) Arrestor bed pre-advance exit
(GS505) Engage lower gear
(GS605) Overhead lane use control by regulation sign
(GS701) Public transport
(GS818) At grade lane layout
(GS901) Junction with warning sign
(GP4) Arrow left
(GP17) Buses
(GP18) Minibuses
(GP3) Arrow right

VARIABLE MESSAGE SIGNS

(VM1) Sliding sign (W333 plus IN11.1)
(VM2) Roller blind sign (TR201)
(VM3) Rotating plank sign (Blank & TR210)
(VM4) Rotating disc sign (R201)
(VM5) Freeway "direction sign" changes to "no entry" sign
(VM6) (TW333 plus IN11.1)
(VM7) (TW353)

(VM8) (TR201 plus TW339 plus IN11.4)

TEMPORARY WARNING SIGNS

Road layout signs

(TW101, TW104 & TW106, TW108, TW110, TW114, TW115 and TW119)

Direction of movement signs

(TW201, TW203, TW205, TW207, TW209, TW211, TW212, TW213, TW215 and TW218)

Symbolic signs

(TW301, TW302, TW303, TW306, TW307, TW309, TW310, TW311, TW312, TW318, TW320, TW321, TW322, TW323, TW324, TW325, TW326, TW327, TW328, TW331, TW332, TW333, TW335, TW339, TW346, TW349, TW350, TW354, TW355, TW356, TW360, TW361 and TW363)
(TW304) Traffic control ahead sign
(TW305) Scholar patrol ahead sign
(TW336) Roadworks sign
(TW337) Grader working sign
(TW338) Loose stones sign
(TW340 & TW341) Surface step sign
(TW342) Soft shoulder sign
(TW343) "Stop/Go" control ahead sign
(TW344 & TW345) Construction vehicles crossing sign
(TW347) Temporary police flashing light sign
(TW353) Accident ahead sign

Hazard marker signs

(TW401, TW405 & TW407, TW409, TW410, TW411, TW413, TW414 and TW415
(TW412)
Traffic signals out of order sign

TEMPORARY INFORMATION SIGNS

(TIN3, TIN4 and TIN11.1 to TIN11.4)

TEMPORARY GUIDANCE SIGNS

(TGE2) Advance trailblazer sign
(TGA5) Advance off-ramp terminal direction sign
(TGD1) Stack-type advance direction sign

TEMPORARY REGULATORY SIGNS

See permanent signs for names not indicated here

Command signs

(TR101, TR104, TR106, TR109, TR110, TR111, TR112, TR118, TR119, TR121, TR123, TR125, TR127, TR129, TR130, TR131, TR133, TR134, TR136 and TR137)

Prohibition signs

(TR201, TR202, TR203, TR204, TR205, TR208, TR210, TR211, TR212, TR214, TR215, TR216, TR217, TR218, TR219, TR222, TR223, TR226, TR228, TR230, TR232, TR234, TR239 and TR240)

Reservation & Parking reservation signs

(TR301-P, TR304, TR305-P, TR306-P, TR307, TR308-P, TR309, TR314-P, TR315, TR316-P, TR317, TR319, TR320-P, TR321, TR322-P, TR323, TR324-P and TR333)

Comprehensive signs

(TR402)
Exclusive secondary message signs
((TR)501, (TR)504, (TR)505 and (TR)506)
((TR)511 and (TR)512)
((TR)522 and (TR)523)
((TR)530, (TR)532, (TR)534 and (TR)535)
((TR)540
((TR)565, (TR)571, (TR)572, (TR)574, (TR)576, (TR)577, (TR)578, (TR)581, (TR)582 and ((TR)583)



De-restriction signs

(TGA4(E)) Gore exit direction sign

(TGA4(V)) Gore exit direction sign

(TGD2-D) Detour direction sign

(TGD4) Fingerboard sign

(TGD9) Map-type advance direction sign

(TGS304+TIN11.2) Lane use control for a distance

(TGS303) Lane use control

(TGS106+TIN11.3) Traffic movement affected by obstructions a distance ahead

TEMPORARY COMBINATION SIGNS

15(TR201-RC+TW331-WC+TIN11.2-SS3)

Speed limit (on a high visibility background) on an uneven roadway for a distance plus flashing lights

(TR201-RB/RE) Speed limit (on a high visibility background) with a text message

(TR133-RC+TW354-WC) Switch head lamps on (on a high visibility background) reduced visibility (on high visibility background)

(TW336-WF+TIN11.3) Roadworks (on a high visibility background) a distance ahead

(TR103-RD) Keep left (on a high visibility background)

(R1+ TIN11.577) Stop by police

(TR102+TIN11.3) Vehicles exceeding mass only a distance ahead

(TR106-562) Proceed right only, motor cycles

(TR210-560) No right turn ahead, buses

(TR216-562) No parking, motor cycles

(TR315-501) Construction vehicle, one time period

(TW336+TIN11.2) Roadworks, for a distance

(TW343+TIN11.3) "Stop/Go" control ahead, a distance ahead

COMBINATION SIGNS

(R208-502) No unauthorized vehicles, two time periods

(R213-512) No U-turn, night-time

(R306-P-523) Limited parking, pay & display

(R105-569) Proceed left only, goods vehicle over indicated GVM

(R109-502) Turn right, two time periods

(R209-569) No left turn ahead, goods vehicle over indicated GVM

(R217-571) No stopping, vehicle conveying dangerous goods

(R201-511) Speed limit, daytime

(R205-502) Length limit, two time periods

(R101-568) Minimum speed, goods vehicle

(R201-562) Speed limit, motor cycle

(R132+IN11.3) Pay toll (on high visibility background), for a distance

(R214+IN11.2) No overtaking – all vehicles, for a distance

(R201-RC+W354-WC+IN11.2) Speed limit (on a high visibility background), reduced visibility (on a high visibility background) for a distance

(R108-569+IN11.4+IN11.3) Turn left, goods vehicle over indicated GVM, text message, a distance ahead

(R107-569-RA) Proceed straight only plus goods vehicles over indicated GVM (on a high visibility background)

(R204-RF+IN11.3-SS3) Height limit (on a high visibility background), a distance ahead, flashing lights

(W202+IN11.1) Gentle curve (right), recommended speed

(W216+IN11.3) Concealed driveway (from right), a distance ahead

(W302+IN11.3) Traffic control "Stop" ahead, a distance ahead

(W339+IN11.4) General warning, text message

(W332-RB) Speed humps plus text message (on a high visibility background)

(W322-WF+IN11.2-SS3) Steep descent (on a high visibility background), for a distance, with flashing lights

(W302-WA+IN11.569+IN11.3)

Traffic control "Stop" ahead (on a high visibility background), goods vehicle over indicated GVM, a distance ahead

(W350+W339-WD+IN11.4) Drift plus general warning (on a high visibility background), text message

(R201-RC+W208-WC+IN11.2-SS3) Speed limit (on a high visibility background winding road (right-left)(on high visibility background), for a distance, with flashing lights